

EOL CLEANING CHECKLIST



KITCHEN & DINING

- ✓ Clean down kitchen countertops & splashbacks (exclude tile grout)
- ✓ Clean and degrease stove top
- ✓ Wipe down interior & exterior base/wall cabinets & drawers
- ✓ Oven, Dishwasher: thoroughly clean inside & outside
- ✓ Clean detail range hood
- ✓ Clean & dry sinks and faucets



BATHROOMS

- ✓ Clean toilets including cistern, lid, under rim
- ✓ Clean showers (including frames, tiles, grout, and shower heads)
- ✓ Clean soap holders (soap scum removal)
- ✓ Clean bathtubs
- ✓ Wipe down interior/ exterior of vanities
- ✓ Squeegee mirrors
- ✓ Wipe down outside of ceiling exhaust fans
- ✓ Clean washbasins and faucets



ALL ROOMS

- ✓ Remove all cobwebs (where accessible)
- ✓ Wipe light switches & electrical points (exclude painting marks)
- ✓ Clean all interior door surfaces including door handles & frames
- ✓ Clean light fittings including bug removal (where accessible)
- ✓ Clean all interior windows
- ✓ Clean ceiling fans (where accessible)
- ✓ Remove dust from skirting boards
- ✓ Vacuum & mop floors/carpets



INTERNAL WINDOWS

- ✓ Squeegee glass surfaces
- ✓ Wipe down window frames
- ✓ Wipe down window sills



OVEN

- ✓ Clean internal/external oven (Exclude between glass door panels)
- ✓ Clean detail oven rack & tray
- ✓ Eliminate all traces of grease, grime



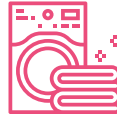
BEDROOMS

- ✓ Wipe down interior/exterior of built-in wardrobes including mirrors, tracks, and frames
- ✓ Clean down all shelves & drawers



LIVING ROOM

- ✓ Clean down all shelves & drawers
- ✓ Wipe down aircon/heater/exhaust fans



LAUNDRY

- ✓ Clean down bench-top surfaces
- ✓ Clean down internal & external cabinets/ shelves.
- ✓ Dryer: clean down outside surfaces, empty filter
- ✓ Wipe down outside of ceiling exhaust fans
- ✓ Clean & dry sinks and faucets

CONDITIONAL INCLUSIONS

While we strive to attend to the Extra services that you have added to your order, it's essential to acknowledge that outcomes can differ. We cannot assure the complete removal of the following:

- ☐ Deep/Permanent stains like ink stains, rust stains, burn marks, etc.
- ☐ Oil-based stains
- ☐ Mold and mildew stains
- ☐ Water damage stains
- ☐ Scuff marks, painting marks, marker or crayon marks, smudges, mould on walls
- ☐ Carpet stains and persistent odours
- ☐ Paint stains

WHAT'S NOT INCLUDED?

- ✗ Moving heavy objects (like furniture or appliances)
- ✗ Removing mould growth
- ✗ Cleaning/removal of persistent stains, pet-related issues, and strong odors, and other heavy soiling
- ✗ Cleaning tile grout on floors, walls, and splashbacks (excluding shower areas)
- ✗ Cleaning & detaching fly screens
- ✗ Cleaning ceilings, windows, and surfaces that are inaccessible
- ✗ Cleaning/maintaining outdoor spaces like patios and gardens
- ✗ Fridge, external windows, microwave and other extra services if not booked
- ✗ Exterior cleaning, including walls, doors, etc.
- ✗ Clearing away construction debris and waste materials

AVAILABLE EXTRAS

External window cleaning




Steps :

- Cobwebs removal
- Squeegeeing glass surfaces
- Window tracks/frames cleaned

Note:

Exclude clean/removal of the fly screens

Blind Cleaning



- Wiping down dust/dirt

Removal of deep stains/oil/grease marks is not guaranteed

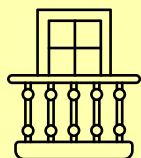
Carpet Steam Cleaning



- Vacuum carpets
- Steam carpets

Deep stains and persistent odours are not guaranteed

Balcony Cleaning



- Cobwebs removal
- Sliding door glass/track cleaned
- Wiping down balcony railing
- Sweeping/Vacuuming
- Mopping floor (if possible)

Exclude clean/removal of stains/odour/pet mess/other heavy soiling on the floor

Garage Cleaning




- Cobwebs removal
- Sweeping/vacuuming

Removal of oil/grease marks/stains on floor is not guaranteed

AVAILABLE EXTRAS(*continuing*)

Wall cleaning



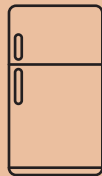
Dusting down



Dust & dirt, stains cleaned

Exclude scuff marks, painting marks, marker or crayon marks, smudges, mould.

Fridge Cleaning



Clean down accessible surfaces

All items must be removed prior to the cleaning

Microwave Cleaning



Thoroughly wipe and clean the exterior and interior of the microwave